



INTRODUCING



DURAMAX PLUS ENTRANCE DOORS

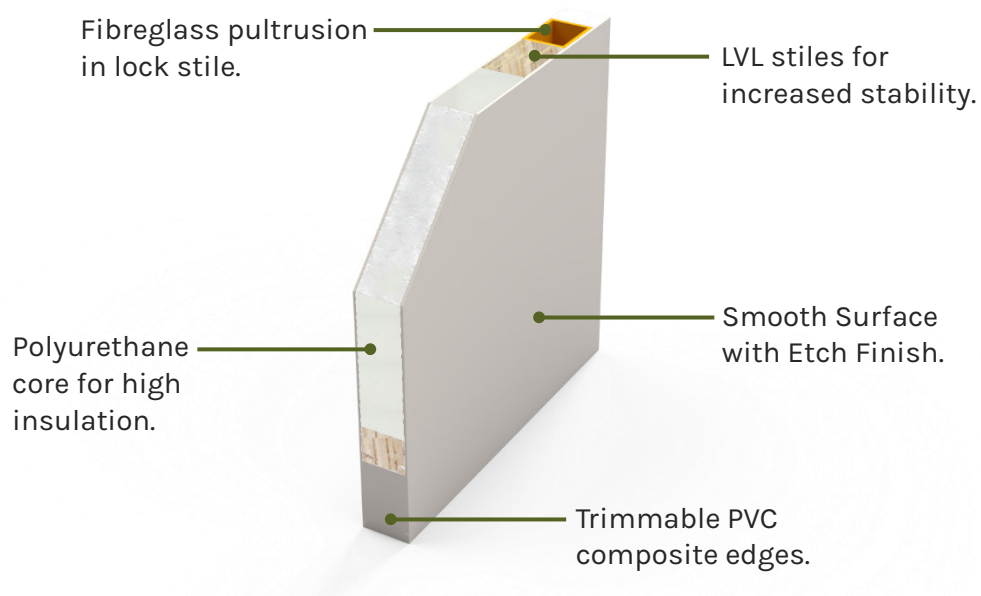
REPRESENTING INNOVATION AND QUALITY



WE ARE EXCITED TO INTRODUCE OUR LATEST INNOVATION – DURAMAX PLUS! BUILDING ON THE SUCCESS OF THE ORIGINAL DURAMAX, WE HAVE ENHANCED ITS FEATURES TO PROVIDE YOU WITH AN EVEN BETTER DOOR.

- **Advanced anti-bowing technology:** Added fibreglass 'pultrusion', in the lock stile of the door.
- **Improved thermal ratings:** Ensure easy compliance with better thermal efficiency.
- **Exceptional Stability:** Tested and proven to offer stability comparable to aluminium doors.
- **Advanced Skin Chemistry:** Our new skin chemistry minimizes expansion and contraction, significantly reducing door bowing.
- **Superior Gluing Process:** Improved bonding of the skin to the structure that promises longevity.
- **Better For Multi-Point Locks:** Parkwood can machine out for 3 & 4 point locks in the pultrusion.
- **Smooth Vision Panels:** New glazing beads ensure a sleek, modern look.





DURAMAX PLUS

R-Value

*Door size 1980 x 860mm

0.95

Max Size

2400 x 1060mm

Thickness

40mm

Weight

*Door size 1980 x 860mm

26.4kg

Torsion per NZS 4211

3mm

Bow test results at 50°C

*Door size 2200 x 1060mm

2.8mm

Less than half the bow of the original Duramax.

NOTE: DRILLING FOR MORTICE LOCKS:

The pultrusion makes conventional morticing techniques difficult. Parkwood recommend getting the door pre-machined for mortice locks. If this is not possible, follow this guide:





FSFL00

FSHV03

FSHV04

FSHV13


FSHV00

FSSV09

FSSV03

FSSV04

FSSV05



FSVV50

FSVV51

FSVV52

FSVV53


FSVV00

FSVV02

FSVV03

FSVV04

FSSV08



FSSV06

FSSV07

FSFL01

FSFL09


FSFL10

FSFL11

FSFL23

FSFL21

FSFL24



FSSV31

FSSV32

FSVV09

FSVV10

FSVV11

FSVV23

FSVV21

FSVV24



NEW ZEALAND | 0800 10 10 28
sales@parkwooddoors.co.nz
parkwooddoors.co.nz

AUSTRALIA | 1800 681 586
sales@parkwooddoors.com.au
parkwooddoors.com.au

Sept2024